



TRUCK BUS RADIAL

 **COMDATA®** |  **Fuelman**

TIRE PROGRAM



FOR COMDATA/FUELMAN FUEL CARD CLIENTS



## I. PURPOSE

Facilitate the retail sale and delivery of eligible Bridgestone products to Comdata/Fuelman fuel card clients.

## II. EFFECTIVE DATE

Updated January 1, 2021

## III. ELIGIBLE PRODUCTS

See accompanying net price list

## IV. PARTICIPANTS

**Dealers:** All authorized & participating Bridgestone commercial dealers.

**Customers:** All verifiable Comdata/Fuelman fuel card clients.

## V. BRIDGESTONE DELIVERY / SERVICE PROCEDURE

Comdata/Fuelman fuel card client contacts Bridgestone Commercial Dealer to:

1. Confirm participation in the program.
2. Determine product availability / inventory.
3. Schedule appointment for replacement service.

Dealer Agrees to Provide:

1. Product at the price listed in the current net price sheet.
2. Any agreed upon services between dealer & Comdata/Fuelman fuel card client (dealer discretion).

At Time of Service Comdata/Fuelman fuel card client Provides:

1. Proof of program eligibility / identification.
2. Method of payment (cash, credit card, etc.).

**At time of service Comdata/Fuelman fuel card client MUST pay for all products and services at the time of delivery. Comdata/Fuelman fuel card client transaction cannot be processed as National Fleet transactions.**

*Bridgestone reserves the right to modify or discontinue this program at any time.*

### NET PRICE BOOK - CONFIDENTIAL

Pricing for select Bridgestone & Firestone products to Comdata/Fuelman fuel card clients.

• = Discontinued Product



# DRIVE ON THE MOST TRUSTED BRANDS

We know that the challenges commercial customers face vary widely with no two businesses having the exact same tire needs. That's why we offer a robust portfolio of tires and retreads that spans across industries, applications and product tiers. Every product we manufacture is engineered for superior performance in the role it was developed for.

## **BRIDGESTONE**

Best-in-class performance, engineered with the latest advancements in compound technology and tread innovation. Bridgestone tires are developed with leading fleets in mind and deliver excellent performance in the moments where it matters most.

## **Firestone**

Built with the dependability and durability you need to get the job done right on time, no matter what. With a dedication to providing confident quality over the long haul, Firestone tires are built to work as hard as you do.

## **bandag**

The most popular tire brand on the road, new or retread, Bandag is continually setting the bar higher for retread reliability, sustainability & fleet savings. Plus, when paired with Bridgestone & Firestone's industry-leading casings, Bandag retreads deliver performance equal to competitive new products.

### **LET US DO THE HEAVY LIFTING**

We know tires and how best to manage them. Our experts can recommend and provide the best product and service options for your fleet: it's what they are trained to do. So whether suggesting a tire specifically for your unique fleet application or delivering custom service programs, our goal is the same - help you maximize performance and return on investment so you can focus on your core business.

### **DATA YOU CAN USE**

Tires is just one piece of a comprehensive tire program. Bridgestone continues to innovate to provide the data you need to make the right decisions about your fleet. Tools such as Toolbox and BASys uncover trend data to help steer you to the best products and processes for your unique fleet needs. Doing business with Bridgestone opens the door to an ecosystem of fleet management solutions that connect your tires and tire performance data with fleet management platforms and predictive maintenance tools.

### **WE'RE ALWAYS THERE IN AN EMERGENCY**

Emergency Roadside Service isn't a 9-5 business. Whenever you need to call, we'll be available when your fleet needs us. With more than 2,500 authorized dealers and truck stops, you're backed by one of the best and broadest networks in North America.

Call: 1-800-560-0099

Online Request Form:  
[BridgestoneCallCenter.Service-Request.Reach24.net/](https://BridgestoneCallCenter.Service-Request.Reach24.net/)

**BRIDGESTONE**  
COMMERCIAL





## HOW TO LOWER YOUR FLEET COSTS WITH RETREAD TIRES

Choosing retreads is about protecting your bottom line while understanding the bigger picture. There are cost savings for you, economic benefits for the whole industry and energy savings for the whole planet.

### COST-SAVINGS

It's simple math, really. Retreads cost less than comparable new tires, saving fleets big money on their third highest expense item after labor and fuel.

### WEAR LIKE NEW TIRES

Advanced compounding and tread designs enable retreads to deliver wear-out mileage comparable to - and in some cases better than - new tires. In fact, a recent test in a waste fleet, one of trucking's toughest applications resulted in Bandag's BRM3 retread handily outwearing premium new tires: the Goodyear Endurance WHA and Michelin XZUS22.

### FUEL EFFICIENCY

Did you know that retreads are some of the most fuel-efficient tires available on the market today? In fact, out of 362 new and retreaded tires evaluated for rolling resistance, Bandag's FuelTech retreads were among the top 10% in rolling resistance of all tires tested<sup>3</sup>.

### RELIABILITY

Contrary to commonly held beliefs, studies have shown that retread tires offer reliability comparable to new tires. This is confirmed by several studies conducted over the last two decades, which all come to the same conclusion as the National Highway Traffic Safety Administration (NHTSA):



**...retreaded tires are not inherently more prone to failure than new tires."**

*-John Woodrooffe, Director, Transportation Vehicle Safety Analytics at University of Michigan.*

### WARRANTIES INCLUDE RETREADS

Quality new tires are engineered to be retreaded, and, in fact, most warranty their casings for multiple retreads for multiple years. The initial investment in a casing pays dividends each time it delivers another tire life through retreading.

A retreaded tire can be just as fuel efficient, or even better, than a new tire.

FOR MORE INFORMATION, VISIT  
[Bandag.com/en-us/research-center](http://Bandag.com/en-us/research-center)

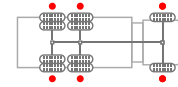
  
BANDAG.COM





# BRIDGESTONE

## STEER / ALL-POSITION RADIALS



### M704™

Distribution and P&D

An all-position radial tire that is suitable for both steer and drive axle positions in regional and pickup and delivery applications.

Article	Size	Ply	Price	FET
009884	225/70R19.5	14	\$301.00	\$4.44



### M724F

Truckload, Less Than Truckload, Distribution and P&D

The M724F metro all-position radial tire is suitable for steer and drive axles on delivery vehicles, vans, and moving trucks.

Article	Size	Ply	Price	FET
001712	245/70R19.5	16	\$224.00	\$13.61



### R180

Distribution and P&D

Local pickup and delivery demands a tire with high scrub resistance. The Bridgestone R280 9R17.5 all-position tire is built for the job.

Article	Size	Ply	Price	FET
272914	9R17.5	14	\$224.00	\$5.48



### R238

Distribution and P&D, Bus & Coach

An all-position radial tire that stands up to the harshness of severe, high scrub environments in regional pickup and delivery applications..

Article	Size	Ply	Price	FET
000283	215/75R17.5	14	\$281.00	\$2.36
003887	215/75R17.5	16	\$290.00	\$12.29
248664	225/70R19.5	12	\$292.00	\$1.32
248681*	225/70R19.5	14	\$301.00	\$4.44
009121**	225/70R19.5	14	\$301.00	\$4.44
004085	245/70R17.5	18	\$308.00	\$23.63
248732	245/70R19.5	12	\$307.00	\$5.48
248698	245/70R19.5	14	\$316.00	\$9.83
248715	245/70R19.5	16	\$327.00	\$13.61
000279	265/70R19.5	14	\$374.00	\$18.99

### N-Speed Rated

N speed rated products are rated at highway speeds up to 87 MPH, and it's important to put the proper tires on the vehicle based on driving conditions. In some parts of the country, highway speeds are greater than 70 mph. Choosing a tire with an equal or greater speed rating than the original equipment tire is generally recommended.

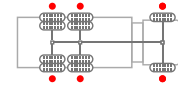
\*Discontinued

\*\*N Speed Rated



# BRIDGESTONE

## STEER / ALL-POSITION RADIALS



### R244™

Engineered for Severe-Service, On-Highway Regional and Short-Haul Applications

A high-traction radial equally at home on the highway as it is on more unforgiving surfaces.

Article	Size	Ply	Price	FET
009031	385/65R22.5	20	\$561.00	\$30.33
225221	425/65R22.5	20	\$671.00	\$37.33
233687	445/65R22.5	22	\$739.00	\$43.94



### R268 Ecopia™

**EPA Smartway® Verified and CARB Compliant**

Less Than Truckload, Distribution and P&D, Bus & Coach

An all-position radial tire that stands up to the harshness of severe, high scrub environments in regional pickup and delivery applications.

Article	Size	Ply	Price	FET
000275	9R22.5	12	\$349.00	\$9.83
000276	10R22.5	12	\$361.00	\$16.07
000277	10R22.5	14	\$371.00	\$20.60
248783	11R22.5	14	\$398.00	\$25.23
248817	11R22.5	16	\$412.00	\$29.39
248834	11R24.5	14	\$427.00	\$29.39
248868	11R24.5	16	\$439.00	\$34.59
000278	12R22.5	16	\$472.00	\$36.76
000280	245/75R22.5	14	\$340.00	\$11.06
000281	265/75R22.5	14	\$390.00	\$16.07
248749	285/75R24.5	14	\$427.00	\$25.23
241592	295/75R22.5	14	\$398.00	\$25.23
002920	295/75R22.5	16	\$412.00	\$34.59
000282	295/80R22.5	16	\$465.00	\$40.92



### R250ED

Distribution and P&D, Bus & Coach

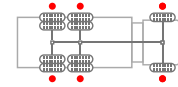
All-position radial tire is built with extra duty (ED) compounds to resist cuts and chips in mixed service applications.

Article	Size	Ply	Price	FET
206973	11R22.5	16	\$457.00	\$29.39
206990	11R24.5	16	\$490.00	\$34.59
216568	255/70R22.5	16	\$420.00	\$18.99
216585	275/70R22.5	18	\$472.00	\$33.08



# BRIDGESTONE

## STEER / ALL-POSITION RADIALS



### R227

Truckload, Less Than Truckload, Specialized Transport

All-position radial tire provides long wear and reliable wet traction in steering applications for long haul and regional haul service.

Article	Size	Ply	Price	FET
158135	285/70R19.5	16	\$438.00	\$27.31
158948	305/70R19.5	18	\$460.00	\$32.51



### R283s Ecopia™

**EPA Smartway® Verified and CARB Compliant**

Truckload, Less Than Truckload, Specialized Transport

All-position radial tire is built with extra duty (ED) compounds to resist cuts and chips in mixed service applications.

Article	Size	Ply	Price	FET
008831	11R22.5	16	\$467.00	\$29.39
008832	11R24.5	16	\$500.00	\$34.59
008830	285/75R24.5	16	\$500.00	\$31.00
008829	295/75R22.5	16	\$467.00	\$34.59



### R284 Ecopia™

**EPA Smartway® Verified and CARB Compliant**

Truckload, Less Than Truckload, Specialized Transport

An all-position radial tire recommended for steer positions that gives you the best of both worlds: long wear life and the fuel efficiency benefits Ecopia tires are known for.

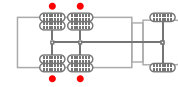
Article	Size	Ply	Price	FET
006099	11R22.5	14	\$471.00	\$25.23
006100	11R22.5	16	\$486.00	\$29.39
006101	11R24.5	14	\$504.00	\$29.39
006102	11R24.5	16	\$520.00	\$34.59
006096	285/75R24.5	14	\$504.00	\$25.23
006098	285/75R24.5	16	\$520.00	\$31.00
006093	295/75R22.5	14	\$471.00	\$25.23
006094	295/75R22.5	16	\$486.00	\$34.59





# BRIDGESTONE

## DRIVE RADIALS



**ECOPIA**

### M710 Ecopia™

*EPA Smartway® Verified and CARB Compliant*

Truckload, Less Than Truckload, Specialized Transport

An ultra-fuel-efficient drive radial designed for tandem-axle applications in long-haul and regional service. A breakthrough in low rolling resistance through proprietary compounds and design, the M710 is engineered to go easier on your pocketbook.

Article	Size	Ply	Price	FET
233330	11R22.5	14	\$442.00	\$25.23
233347	11R24.5	14	\$474.00	\$29.39
233313	285/75R24.5	14	\$474.00	\$25.23
233466	295/75R22.5	14	\$442.00	\$25.23



**ECOPIA**

### M713 Ecopia™

*EPA Smartway® Verified and CARB Compliant*

Truckload, Less Than Truckload, Specialized Transport

An ultra-fuel-efficient drive radial designed for tandem-axle applications in long-haul and regional service. A breakthrough in low rolling resistance through proprietary compounds and design, the M710 is engineered to go easier on your pocketbook.

Article	Size	Ply	Price	FET
003123	11R22.5	14	\$469.12	\$25.23
003124	11R24.5	14	\$503.04	\$29.39
003122	285/75R24.5	14	\$503.04	\$25.23
001050	295/75R22.5	14	\$469.12	\$25.23



### M726

Truckload, Less Than Truckload, Distribution and P&D

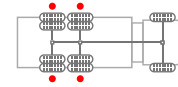
Suitable for long haul, regional haul, and local pickup and delivery, Bridgestone's M726 drive radial tire provides long original life.

Article	Size	Ply	Price	FET
297585	255/70R22.5	16	\$378.00	\$18.99



# BRIDGESTONE

## DRIVE RADIALS



### M726 ELA

Truckload, Less Than Truckload, Distribution and P&D, Bus & Coach

Engineered for deep drive applications, this tire is recommended for fleets with tandem drive axle tractors that place a high value on achieving a lower cost per mile.

Article	Size	Ply	Price	FET
005313	11R22.5	14	\$430.00	\$25.23
005314	11R24.5	14	\$460.00	\$29.39
005315	11R24.5	16	\$475.00	\$34.59
005316	10R22.5	14	\$399.00	\$20.51
005312	285/75R24.5	14	\$460.00	\$25.23
005311	295/75R22.5	14	\$430.00	\$25.23



### M729™

Distribution and P&D, Severe Service

A drive radial tire featuring cap/base compounding designed to improve durability and retreadability.

Article	Size	Ply	Price	FET
160427	215/75R17.5	12	\$276.00	\$2.36



### M729F™

Distribution and P&D, Severe Service

A drive radial tire featuring cap/base compounding designed to improve durability and retreadability.

Article	Size	Ply	Price	FET
299839	225/70R19.5	12	\$305.00	\$1.32
227023	225/70R19.5	14	\$313.00	\$4.44
227040	245/70R19.5	16	\$341.00	\$13.61
152498	265/70R19.5	14	\$390.00	\$18.99
158914	285/70R19.5	16	\$465.00	\$27.31



### M749™

Truckload, Less Than Truckload, Specialized Transport

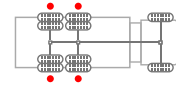
A drive tire designed primarily for use by auto haulers.

Article	Size	Ply	Price	FET
224966	295/60R22.5	18	\$487.00	\$36.76



# BRIDGESTONE

## DRIVE RADIALS



### M760 Ecopia™

*EPA Smartway® Verified and CARB Compliant*

Truckload, Less Than Truckload, Specialized Transport

An ultra-fuel-efficient drive radial designed for tandem-axle applications in long-haul and regional service. A breakthrough in low rolling resistance through proprietary compounds and design, the M710 is engineered to go easier on your pocketbook.

Article	Size	Ply	Price	FET
247933	11R22.5	14	\$451.00	\$25.23
247950	11R24.5	14	\$484.00	\$29.39
247916	285/75R24.5	14	\$484.00	\$25.23
247899	295/75R22.5	14	\$451.00	\$25.23



### M770™

Truckload, Distribution and P&D, Less Than Truckload

Designed for fleets who run single-axle tractors and demand long lasting drives that fight irregular wear.

Article	Size	Ply	Price	FET
187644	11R22.5	14	\$455.00	\$25.23
211104	11R22.5	16	\$469.00	\$29.39
187695	11R24.5	14	\$487.00	\$29.39
187610	285/75R24.5	14	\$487.00	\$25.23
233364	295/75R22.5	14	\$455.00	\$25.23



### M775™

Designed for logging, oil field and severe service environments

When you operate in tough terrain, you can't afford anything that doesn't stand up to the punishment. The Bridgestone M775 starts with extra-deep tread for long original life.

Article	Size	Ply	Price	FET
202604	11R22.5	16	\$507.00	\$29.39
157767	11R24.5	16	\$545.00	\$34.59
202621	12R22.5	16	\$584.00	\$36.76



### M799™

Less Than Truckload, Distribution and P&D, Severe Service

A mixed service drive radial is built to give dump trucks and other vehicles excellent traction, long life and legendary Bridgestone retreadability.

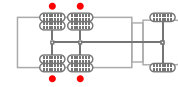
Article	Size	Ply	Price	FET
245434	11R22.5	16	\$447.00	\$29.39
233585	11R24.5	16	\$479.00	\$34.59
233602	12R22.5	16	\$515.00	\$36.76





# BRIDGESTONE

## DRIVE RADIALS



**ECOPIA**



### M835A Ecopia™ Greatec®

*EPA Smartway® Verified and CARB Compliant*

Truckload, Less Than Truckload, Specialized Transport

Thanks to a significant improvement in irregular wear resistance, the Greatec M835A tire delivers up to 20% longer removal miles\*\* than the previous generation, Greatec M835.

Article	Size	Ply	Price	FET
241609	445/50R22.5	20	\$786.00	\$31.66

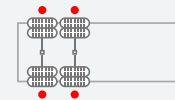
### W919™

Less Than Truckload, Distribution and P&D, Severe Service

A mixed service drive radial is built to give dump trucks and other vehicles excellent traction, long life and legendary Bridgestone retreadability.

Article	Size	Ply	Price	FET
000308	11R22.5	16	\$447.00	\$29.39
214827	11R24.5	16	\$477.00	\$34.59
214844	12R22.5	16	\$529.00	\$36.76
000309	295/75R22.5	16	\$447.00	\$29.39

## TRAILER RADIALS



**ECOPIA**

### R123™ Ecopia™

*EPA Smartway® Verified and CARB Compliant*

Truckload

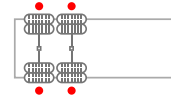
Designed for applications in both long-haul and regional service. This ultra-fuel efficient trailer tire is a smart choice for a more sustainable future.

Article	Size	Ply	Price	FET
3127	11R22.5	14	\$384.00	\$25.23
4206	11R24.5	14	\$411.00	\$29.39
4207	255/70R22.5	16	\$364.00	\$18.99
3126	285/75R24.5	14	\$411.00	\$25.23
3125	295/75R22.5	14	\$384.00	\$25.23



# BRIDGESTONE

## TRAILER RADIALS



### R196A™

Truckload, Less Than Truckload, Distribution and P&D, Severe Service, Specialized Transport

All-position high scrub radial is another of Bridgestone's innovative solutions for spread-axle trailer applications in long haul, regional haul, and pickup & delivery services.

Article	Size	Ply	Price	FET
009123	11R22.5	14	\$411.00	\$25.23
009124	11R24.5	14	\$439.00	\$29.39
009125	285/75R24.5	14	\$439.00	\$25.23
009088	295/75R22.5	14	\$411.00	\$25.23



### R197 Ecopia™ Greatec®

*EPA Smartway® Verified and CARB Compliant*

Specialized Transport

Fuel-Efficient wide-base trailer radial.

Article	Size	Ply	Price	FET
006713	445/50R22.5	20	\$709.00	\$31.66



### R197 Ecopia™

*EPA Smartway® Verified and CARB Compliant*

Long-Haul and Regional Service

Suitable for all axle positions, the R197 Ecopia™ is designed for long-haul and regional service. This ultra-fuel-efficient tire is a smart choice for a more sustainable future.

Article	Size	Ply	Price	FET
000323	255/70R22.5	16	\$353.00	\$18.99



# BRIDGESTONE

## ON/OFF-HIGHWAY RADIALS



### L315™

Severe Service

The key words behind this rugged tire are "performance," "enhanced" and "robust." It's engineered for the tough terrain and extra duty of all-wheel-drive vehicles like front-discharge cement mixers, dump trucks and specialty oil field rigs.

Article	Size	Ply	Price	FET
241354	385/65R22.5	18	\$644.00	\$27.74
241371	425/65R22.5	20	\$740.00	\$37.33
199986	445/65R22.5	20	\$814.00	\$41.58



### L317™

Severe Service

The L317 12.00R24 off-highway drive axle radial tire is designed with severe conditions in mind.

Article	Size	Ply	Price	FET
262986	12.00R24	18	\$793.00	\$0.00



### L320™

Severe Service

Designed for heavy-duty commercial use, the Bridgestone L320 tire is built with specialized tread to hold up in on- or off-highway conditions.

Article	Size	Ply	Price	FET
208350	11R22.5	14	\$479.00	\$25.23
186318	11R22.5	16	\$493.00	\$29.39
186335	11R24.5	16	\$529.00	\$34.59
211019	12R22.5	16	\$570.00	\$36.76
193373	12.00R24	18	\$792.00	\$55.47



### M840™

Severe Service

An all-position tire recommended for steer, drive, and trailer positions in on- and off-highway service.

Article	Size	Ply	Price	FET
152994	12.00R24	18	\$506.00	\$55.47
202451	275/70R22.5	18	\$346.00	\$32.51





# BRIDGESTONE

## ON/OFF-HIGHWAY RADIALS



### M843™

Severe Service

Suitable for on-highway or OTR service, this all-position tire is designed to provide aggressive traction, long mileage, and cut and road hazard resistance.

Article	Size	Ply	Price	FET
287849	11R22.5	14	\$453.00	\$25.23
287857	11R22.5	16	\$467.00	\$29.39
287873	11R24.5	16	\$482.00	\$34.59
287881	12R22.5	16	\$539.00	\$36.76
287903	12R24.5	16	\$541.00	\$40.92
001714	315/80R22	20	\$614.00	\$52.83



### M845™ Greatec®

Waste & Recycling

Offers features made for high-scrub, urban environments. Because it's a wide base tire, it allows for heavier loads, which means fewer trips for your trucks.

Article	Size	Ply	Price	FET
241422	455/55R22.5	22	\$854.00	\$38.75



### M853™ Greatec®

Severe Service

Tough and long-lasting in severe service applications.

Article	Size	Ply	Price	FET
006712	455/55R22.5	22	\$863.00	\$38.75



### M853™

Severe Service

An all-position on/off-highway radial is another of Bridgestone's innovative solutions for long and regional haulers who also have to travel off-road as part of their work.

Article	Size	Ply	Price	FET
225000	11R22.5	16	\$450.00	\$29.39
225051	12R22.5	16	\$519.00	\$36.76
225034	11R24.5	16	\$482.00	\$34.59



# BRIDGESTONE

## ON/OFF-HIGHWAY RADIALS



### M864™

Severe Service and Waste & Recycling

A all-position radial tire designed to provide durability and increase treadwear up to 30% over the Bridgestone M854 and 28% over the Michelin XZY3.\*

Article	Size	Ply	Price	FET
001073	385/65R22.5	18	\$664.00	\$27.74
001071	425/65R22.5	20	\$763.00	\$37.33
001074	445/65R22.5	22	\$839.00	\$43.94



### M857™

Severe Service

Built for haulers and loaders, the Bridgestone M857 11.00R24 is designed for use on all wheel positions in on- and off-highway applications such as dump trucks, logging rigs, and refuse transporters.

Article	Size	Ply	Price	FET
289779	11.00R24	16	\$585.00	\$45.08
295876	255/70R22.5	16	\$305.00	\$18.99



### M870™

Severe Service

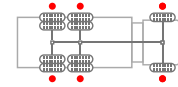
Tough and long-lasting in severe service applications.

Article	Size	Ply	Price	FET
249038	315/80R22.5	20	\$608.00	\$61.43
000312	425/65R22.5	20	\$738.00	\$37.33



# Firestone

## STEER / ALL-POSITION RADIALS



### TRANSFORCE™ AT2 COMMERCIAL

Distribution and P&D, Severe Service, Waste & Recycling, Bus & Coach, and Specialized Transport

An all-position radial tire recommended for all-terrain performance in class 4-5 commercial vehicles. Designed for all weather conditions, this versatile tire promotes wet traction and overall performance pickup and delivery applications.

Article	Size	Ply	Price	FET
004195	225/70R19.5	12	\$256.06	\$1.32
004196	225/70R19.5	14	\$265.20	\$4.44
004197	245/70R19.5	14	\$279.48	\$9.83



### FS400™

Bus & Coach

A heavy-load, all-position tire well-suited for special services such as buses and coaches.

Article	Size	Ply	Price	FET
004168	315/80R22.5	20	\$536.00	\$55.47



### FS507 PLUS™

**EPA Smartway® Verified and CARB Compliant**

Truckload, Less Than Truckload, Specialized Transport

A radial tire designed for steer axle application in long- and regional-haul service with long-lasting tread wear.

Article	Size	Ply	Price	FET
011607	11R22.5	14	\$313.00	\$25.23
011608	11R24.5	14	\$336.80	\$29.39
011606	285/75R24.5	14	\$336.80	\$25.23
011605	295/75R22.5	14	\$313.00	\$25.23



### FS560 PLUS™

Less Than Truckload, Distribution and P&D

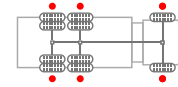
An all-position radial tire recommended for steer applications in regional-haul service and pickup and delivery service.

Article	Size	Ply	Price	FET
156558	11R22.5	16	\$320.00	\$29.39
156574	11R24.5	14	\$334.00	\$29.39
156582	11R24.5	16	\$345.00	\$34.59
156531	11R22.5	14	\$310.00	\$25.23
192982	255/70R22.5	16	\$296.00	\$18.99
156590	285/75R24.5	14	\$334.00	\$25.23
156566	295/75R22.5	14	\$301.00	\$25.23



# Firestone

## STEER / ALL-POSITION RADIALS



### FS561™

Less Than Truckload, Distribution and P&D

Both regional and pickup and delivery truck drivers know the importance of having tough tires built for high-scrub service. The all-position Firestone FS561 is designed for steer applications that navigate these demanding conditions.

Article	Size	Ply	Price	FET
248579	10R22.5	12	\$303.00	\$16.07
248596	10R22.5	14	\$312.00	\$20.51
248307	11R22.5	14	\$334.00	\$25.23
248324	11R22.5	16	\$347.00	\$29.39
248358	11R24.5	14	\$359.00	\$29.39
248375	11R24.5	16	\$372.00	\$34.59
248494	12R22.5	16	\$398.00	\$36.76
248511	215/75R17.5	16	\$244.00	\$12.29
248409	225/70R19.5	12	\$255.00	\$1.32
248426	225/70R19.5	14	\$261.00	\$4.44
248443	245/70R19.5	12	\$267.00	\$5.48
248477	245/70R19.5	14	\$275.00	\$9.83
248545	275/70R22.5	18	\$335.00	\$32.51
248290	285/75R24.5	14	\$359.00	\$25.23
248273	295/75R22.5	14	\$334.00	\$25.23
248562	9R22.5	12	\$285.00	\$9.83



### FS591™

**EPA Smartway® Verified and CARB Compliant**

Truckload, Less Than Truckload, Specialized Transport

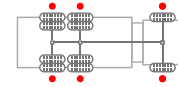
This on highway all-position radial tire, designed for the steer position, features an innovative sidewall design that reduces overall weight without sacrificing durability.

Article	Size	Ply	Price	FET
238532	11R22.5	14	\$370.00	\$25.23
238549	11R22.5	16	\$382.00	\$29.39
238583	11R24.5	16	\$410.00	\$34.59
238566	11R24.5	14	\$398.00	\$29.39
238498	285/75R24.5	14	\$398.00	\$25.23
233738	295/75R22.5	14	\$370.00	\$25.23
233755	295/75R22.5	16	\$382.00	\$34.59



# Firestone

## DRIVE RADIALS



### FD663™

Truckload, Less Than Truckload, Distribution and P&D

A drive radial tire specially designed for local pickup, delivery service and special service. This drive tire is suited for high-traction, high-scrub applications.

Article	Size	Ply	Price	FET
281034	10R22.5	12	\$326.00	\$16.07
211206	11R22.5	16	\$376.00	\$29.39
281069	11R24.5	14	\$392.00	\$29.39
293733	11R24.5	16	\$404.00	\$34.59
151009	12R22.5	16	\$437.00	\$36.76
281042	11R22.5	14	\$364.00	\$25.23
281077	285/75R24.5	14	\$392.00	\$25.23
281050	295/75R22.5	14	\$364.00	\$25.23



### FD690 PLUS™

Truckload, Less Than Truckload, Distribution and P&D, Specialized Transport

Recommended for tandem and single drive axle applications in long-haul service, regional-haul service, and pickup and delivery service.

Article	Size	Ply	Price	FET
006504	11R22.5	14	\$354.00	\$25.23
006506	11R24.5	14	\$383.00	\$29.39
006516	285/75R24.5	14	\$383.00	\$25.23
006514	295/75R22.5	14	\$354.00	\$25.23



### FD691™

**EPA Smartway® Verified and CARB Compliant**

Truckload, Less Than Truckload, Specialized Transport

Design and compounding advancements in the Firestone FD691 drive radial for tandem axle applications help deliver the fuel-efficiency performance demanded by long- and regional-haul fleets.

Article	Size	Ply	Price	FET
241558	11R22.5	14	\$372.00	\$25.23
241575	11R24.5	14	\$402.00	\$29.39
241541	285/75R24.5	14	\$402.00	\$25.23
241524	295/75R22.5	14	\$372.00	\$25.23

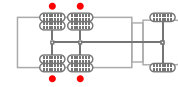
Limited Supply Available



# Firestone



## DRIVE RADIALS



### FD692™

*EPA Smartway® Verified and CARB Compliant*

Truckload, Less Than Truckload

Drive tire designed to reliably reduce fuel-costs without compromising on all-weather dependability and traction.

Article	Size	Ply	Price	FET
003155	11R22.5	14	\$387.28	\$25.23
003157	11R24.5	14	\$418.48	\$29.39
003154	285/75R24.5	14	\$418.48	\$25.23
003153	295/75R22.5	14	\$387.28	\$25.23



### FD711™

Distribution and P&D

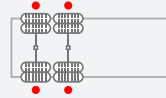


Radial drive tire specifically recommended for high-traction and high-scrub applications in long- and regional-haul service, light-to-moderate on-/off-highway service, and pickup-and-delivery service.

Article	Size	Ply	Price	FET
011473	11R22.5	16	\$381.00	\$25.23
011474	11R24.5	16	\$410.00	\$29.39



## TRAILER RADIALS



### FT455 PLUS™

*EPA Smartway® Verified and CARB Compliant*

Truckload, Less Than Truckload, Specialized Transport

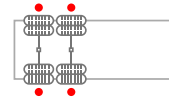
Designed for single- and tandem-axle trailer and dolly application in long and regional-haul service.

Article	Size	Ply	Price	FET
011611	11R22.5	14	\$290.39	\$25.23
011609	295/75R22.5	14	\$290.39	\$25.23

# Firestone



## TRAILER RADIALS



### FT491™

*EPA Smartway® Verified and CARB Compliant*

Long-Haul and Regional

Suitable for all-position use but designed for single- and tandem-axle trailer and dolly applications in long haul and regional service.

Article	Size	Ply	Price	FET
006640	285/75R24.5	14	\$337.00	\$29.39

Limited Supply Available



### FT492™

*EPA Smartway® Verified and CARB Compliant*

Truckload, Less Than Truckload, Specialized Transport

Designed for single- and tandem-axle trailer and dolly application in long and regional-haul service.

Article	Size	Ply	Price	FET
004230	11R22.5	14	\$313.00	\$25.23
004231	11R24.5	14	\$337.00	\$29.39
004232	255/70R22.5	16	\$296.00	\$18.99
004229	285/75R24.5	14	\$337.00	\$25.23
004228	295/75R22.5	14	\$313.00	\$25.23



## ON/OFF-HIGHWAY RADIALS



### FD835™

Severe Service

The FD835 has an aggressive block drive tire for use in on- and off-highway severe service applications such as logging.

Article	Size	Ply	Price	FET
208945	11R24.5	16	\$459.00	\$34.59



### FS820™

Severe Service

With features that offer excellent traction, increased tread wear and long casing life, the FS820 is an ideal all-position tire for fleets required to regularly travel on/off highway. The FS820 excels in conditions where casing damage, tread cuts and tears are usual occurrences.

Article	Size	Ply	Price	FET
241252	11R22.5	16	\$379.00	\$29.39
233840	11R24.5	16	\$405.00	\$34.59
233874	315/80R22.5	20	\$485.00	\$52.83



# Firestone

## ON/OFF-HIGHWAY RADIALS



### T819™

Severe Service, Specialized Transport

A rugged all-position radial tire for steer, drive and trailer positions in on-/off-highway service.

Article	Size	Ply	Price	FET
294535	11R22.5	16	\$368.00	\$29.39
294543	11R24.5	16	\$394.00	\$34.59
157341	12R22.5	16	\$427.00	\$36.76
157368	12R24.5	16	\$447.00	\$40.92
157147	315/80R22.5	20	\$470.00	\$52.83



### T831™

Severe Service, Specialized Transport

With its aggressive lug pattern and extra-deep tread, the Bridgestone T831 Tire is built to withstand the conditions of extreme service in specialized transport and on-/off-highway applications.

Article	Size	Ply	Price	FET
281557	11R22.5	16	\$415.00	\$29.39
281565	11R24.5	16	\$453.00	\$34.59
281581	12R22.5	16	\$490.00	\$36.76



### FS818™

Severe Service

Designed for steer, drive and trailer positions, the Firestone FS818 wide base radial tire offers a wide base design for higher payloads and special tread compounds to help resist cuts, chips, tearing and irregular wear.

Article	Size	Ply	Price	FET
247780	385/65R22.5	18	\$534.00	\$27.74
241235	425/65R22.5	20	\$610.00	\$37.33
247797	445/65R22.5	20	\$670.00	\$41.58



### FS860™

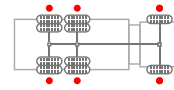
Severe Service, Waste & Recycling

An all-position radial tire engineered specifically for refuse, high-scrub, short-haul applications.

Article	Size	Ply	Price	FET
244465	315/80R22.5	20	\$461.00	\$61.43



## ALL-POSITION RETREADS



**FUELTECH**

### UAP2™ FuelTech®

*EPA Smartway® Verified and CARB Compliant*

Less Than Truckload, Truckload, Distribution & P&D

Premium All Position Retread.

Article	Size	Price
005775	11R22.5	\$172.78
005776	11R24.5	\$175.34
005786	245/70R19.5	\$138.19
005793	275/80R22.5	\$169.87
005794	275/80R24.5	\$172.78
005796	285/75R24.5	\$172.78
005799	295/75R22.5	\$169.87



### Ultra All-Position™

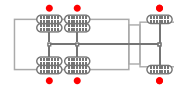
Less Than Truckload, Truckload, Distribution & P&D

Offers a low-void ratio tread that puts more rubber on the road for long tread life and strong traction in all weather conditions.

Article	Size	Price
685356	10R22.5	\$152.05
685364	11R22.5	\$175.28
685488	11R24.5	\$176.38
218217	245/70R19.5	\$137.71
685585	275/80R22.5	\$172.33
685534	275/80R24.5	\$175.28
685542	285/75R24.5	\$175.28
685437	295/75R22.5	\$172.33



## ALL-POSITION RETREADS



### BRR-UWB™

Less Than Truckload, Truckload, Distribution & P&D

Designed specifically for urban fleets that require long tread wear, strong wet braking traction, and solid shoulders to withstand punishing corners and curbs.

Article	Size	Price
675636	445/50R22.5	\$260.61
675652	455/55R22.5	\$275.63



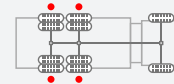
### MetroMax™ Rib

Less Than Truckload, Truckload, Distribution & P&D

Commercial / Recreational

Article	Size	Price
672157	9R22.5	\$111.10
672394	LT225/75R16	\$90.81
672297	225/70R19.5	\$117.86
672300	245/70R19.5	\$126.78

## DRIVE RETREADS



**FUELTECH**

### B710™ FuelTech®

*EPA Smartway® Verified and CARB Compliant*

Truckload

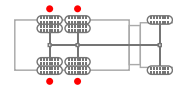
An achievement in low rolling resistance design, the B710 delivers excellent mileage and performance, plus all the eco-friendly benefits of retreading for tandem drive axles in over-the-highway use.

Article	Size	Price
000374	11R22.5	\$227.97
000382	11R24.5	\$230.31
000387	275/80R22.5	\$224.20
000383	275/80R24.5	\$227.97
000381	285/75R24.5	\$227.97
000385	295/75R22.5	\$224.20





## DRIVE RETREADS



**FUELTECH**



**FUELTECH**

### B760™ FuelTech®

*EPA Smartway® Verified and CARB Compliant*

Less than Truckload, Truckload

A drive retread designed for tandem-axle tractors in truckload and less-than-truckload applications, and was specifically engineered to complement the Bridgestone M760 Ecopia™ radial tire.

Article	Size	Price
004543	11R22.5	\$213.43
004544	11R24.5	\$214.79
004551	275/80R22.5	\$208.33
004552	275/80R24.5	\$213.43
004553	285/75R24.5	\$213.43
004554	295/75R22.5	\$208.33
006708	445/50R22.5	\$331.86

### BDM3™

Severe Service, Waste & Recycling

Mixed-Service Drive.

Article	Size	Price
011361	11R22.5	\$274.66
011355	11R24.5	\$277.85
011364	295/75R22.5	\$270.17
011338	315/80R22.5	\$314.44
011342	315/80R22.5	\$326.04
011343	315/80R22.5	\$337.70
011367	315/80R22.5	\$273.65
011368	315/80R22.5	\$283.40
011369	315/80R22.5	\$295.82

### HT5™ FuelTech®

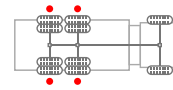
*EPA Smartway® Verified and CARB Compliant*

Less than Truckload, Truckload, Distribution and P&D

Article	Size	Price
006858	11R22.5	\$216.76
006859	11R24.5	\$216.68
006867	275/80R22.5	\$211.59
006868	275/80R24.5	\$216.76
006870	285/75R24.5	\$216.76
006871	295/75R22.5	\$211.59



## DRIVE RETREADS



### MegaTrek™

Less Than Truckload, Truckload

Built for long lasting performance that helps you lower your tire operating costs over the life of the your truck.

Article	Size	Price
178430	10R22.5	\$186.32
212804	11R22.5	\$211.00
212821	11R24.5	\$216.59
178345	245/70R19.5	\$166.44
178362	255/70R22.5	\$178.57
212838	275/80R22.5	\$205.96
212855	275/80R24.5	\$211.00
212872	285/75R24.5	\$211.00
212889	295/75R22.5	\$205.96



### Ultra Drive™

Less Than Truckload, Truckload, Distribution and P&D

A deep, all weather tread pattern that offers reliable traction and mileage for a range of applications.

Article	Size	Price
685925	11R22.5	\$211.00
686050	11R24.5	\$215.66
686131	275/80R22.5	\$205.96
686085	275/80R24.5	\$211.00
686093	285/75R24.5	\$211.00
686018	295/75R22.5	\$205.96



### BDR-HG™

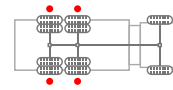
Less Than Truckload, Truckload, Distribution and P&D

Over-the-road tandem axle drive tread holds traction as tread wears.

Article	Size	Price
242153	10R22.5	\$193.70
242204	11R22.5	\$217.28
242221	11R24.5	\$219.52
242272	245/70R19.5	\$139.63
242289	255/70R22.5	\$180.27
242374	275/80R22.5	\$213.69
242391	275/80R24.5	\$217.28
242408	285/75R24.5	\$217.28
242425	295/75R22.5	\$213.69



## DRIVE RETREADS



### BDR-HGL™

Truckload, Less Than Truckload

Over-the-road tandem axle drive tread holds traction as tread wears.

Article	Size	Price
004538	245/70R19.5	\$144.96
004539	9R22.5	\$161.47



### BDR-HT3™

Truckload, Less Than Truckload, Distribution and P&D

Designed for high-torque, single-axle tractors in LTL situations.

Article	Size	Price
240861	11R22.5	\$216.93
240912	11R24.5	\$218.22
240759	275/80R22.5	\$211.74
240810	275/80R24.5	\$216.93
240793	285/75R24.5	\$216.93
240708	295/75R22.5	\$211.74



### B799™

Truckload, Less Than Truckload, Distribution and P&D

Designed for high-torque, single-axle tractors in LTL situations.

Article	Size	Price
003708	11R22.5	\$216.41
003709	11R24.5	\$217.95
003720	275/80R22.5	\$211.24
003721	275/80R24.5	\$216.41
003722	285/75R24.5	\$216.41
003723	295/75R22.5	\$211.24



### FCR™ Drive

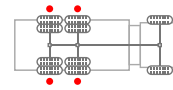
Truckload, Less Than Truckload, Distribution and P&D

Designed for high-torque, single-axle tractors in LTL situations.

Article	Size	Price
212464	11R22.5	\$193.39
212481	11R24.5	\$193.58
220954	275/80R22.5	\$190.16
212532	275/80R24.5	\$193.39
212566	285/75R24.5	\$193.39
212583	295/75R22.5	\$190.16



## DRIVE RETREADS



**FUELTECH**

### B835™ FuelTech®

*EPA Smartway® Verified and CARB Compliant*

Truckload

Fuel-Efficient Wide Base Drive.

Article	Size	Price
000362	445/50R22.5	\$341.56
000364	455/55R22.5	\$358.29



### BDR-UWB™

Truckload, Less Than Truckload

Wide Base Drive.

Article	Size	Price
674044	445/50R22.5	\$338.00
674060	455/55R22.5	\$357.44



### BDR-AS™

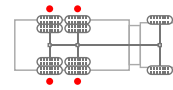
Bus & Coach, Distribution and P&D

Designed to give your trucks traction in almost any weather condition.

Article	Size	Price
176866	10R22.5	\$158.00
159645	11R22.5	\$180.84
159662	11R24.5	\$183.89
176747	225/70R19.5	\$130.46
159696	245/70R19.5	\$144.68
176815	255/70R22.5	\$154.22
176917	265/75R22.5	\$153.84
159679	275/80R22.5	\$177.83
179552	275/80R24.5	\$180.84
159730	285/75R24.5	\$180.84
159747	295/75R22.5	\$177.83
176849	9R22.5	\$140.95



## DRIVE RETREADS

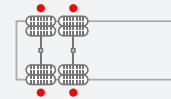


### BTT2™

Truckload, Less Than Truckload

Article	Size	Price
227856	11R22.5	\$114.34
227873	11R24.5	\$114.41
227958	275/80R22.5	\$112.33
227975	275/80R24.5	\$114.34
228009	285/75R24.5	\$114.34
228026	295/75R22.5	\$112.33

## TRAILER RADIALS



**FUELTECH**

### B123™ FuelTech®

*EPA Smartway® Verified and CARB Compliant*

Truckload

The Bandag B123 FuelTech trailer retread compliments the Bridgestone R123 Ecopia in design and performance allowing fleets to reduce fuel cost and longer tread life.

Article	Size	Price
13427	295/75R22.5	\$141.45
13429	275/80R22.5	\$141.45
13443	11R22.5	\$143.92
13447	11R24.5	\$146.07
13449	285/75R24.5	\$143.92
13451	275/80R24.5	\$143.92

### B197™ FuelTech®

*EPA Smartway® Verified and CARB Compliant*

Less than Truckload, Truckload, Distribution and P&D

Advanced tread compound and low rolling resistance design results in long tread life and fuel economy on single and tandem trailer axles in over-the-highway use.

Article	Size	Price
000354	11R22.5	\$143.72
000356	11R24.5	\$144.63
000372	275/80R22.5	\$141.25
000379	275/80R24.5	\$141.25
000380	285/75R24.5	\$143.72
000376	295/75R22.5	\$141.25

Discontinued per inventory

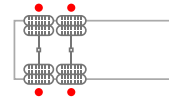


**FUELTECH**





## TRAILER RADIALS



### FCR-T2™

Less than Truckload, Truckload

A trailer tread engineered to deliver both high mileage and fuel efficiency.

Article	Size	Price
009204	11R22.5	\$136.49
009208	11R24.5	\$138.41
009195	275/80R22.5	\$134.15
009199	275/80R24.5	\$136.49
009197	285/75R24.5	\$136.49
009193	295/75R22.5	\$134.15



### FCR-T2M™

Truckload, Less Than Truckload

Article	Size	Price
009226	11R22.5	\$138.68
009229	11R24.5	\$139.67
009218	275/80R22.5	\$135.37
009221	275/80R24.5	\$138.68
009220	285/75R24.5	\$138.68
009216	295/75R22.5	\$135.37



### BTL-SA™

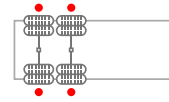
Truckload, Less Than Truckload

Designed for spread axle and multi-axle applications, BTL-SA provides serious protection from casing damage caused by twisting, scraping or scrubbing.

Article	Size	Price
675709	11R22.5	\$175.25
675814	11R24.5	\$178.09
675733	255/70R22.5	\$148.77
675873	275/80R22.5	\$172.32
675830	275/80R24.5	\$175.25
675849	285/75R24.5	\$175.25
675784	295/75R22.5	\$172.32



## TRAILER RADIALS



### BTL™

Truckload, Less Than Truckload

Article	Size	Price
689823	11R22.5	\$103.94
689939	11R24.5	\$104.13
003699	215/75R17.5	\$69.17
003700	225/70R19.5	\$74.02
690007	275/80R22.5	\$102.10
689955	275/80R24.5	\$103.94
689963	285/75R24.5	\$103.94
689904	295/75R22.5	\$102.10
003697	8.25R20	\$80.15
003698	9R22.5	\$80.15



**FUELTECH**

### B135™ FuelTech®

*EPA Smartway® Verified and CARB Compliant*

Intermodal, Truckload

Fuel-Efficient Wide Base Trailer.

Article	Size	Price
000359	445/50R22.5	\$231.39
000360	455/55R22.5	\$244.74



### BTR-UWB™

Truckload, Less Than Truckload

Wide Base Trailer.

Article	Size	Price
675660	445/50R22.5	\$215.94
675687	455/55R22.5	\$226.72



## ON/OFF-HIGHWAY RADIALS



### BRM3™

Truckload, Less Than Truckload, Distribution and P&D

Combined with improved wet traction, BRM3™ delivers more performance for refuse applications.

Article	Size	Price
004587	315/80R22.5	\$258.19
004588	315/80R22.5	\$267.53
004586	315/80R22.5	\$247.62
004589	315/80R22.5	\$276.54



### BRM-WB™

Truckload, Less Than Truckload, Distribution and P&D

Combined with improved wet traction, BRM3™ delivers more performance for refuse applications.

Article	Size	Price
215090	385/65R22.5	\$233.09
215104	425/65R22.5	\$285.36



### BDM2™

Severe Service, Waste & Recycling

Mixed-Service Drive Design.

Article	Size	Price
000499	11R22.5	\$267.11
000504	11R24.5	\$268.02
000474	295/75R22.5	\$260.72
000479	315/80R22.5	\$275.61
000480	315/80R22.5	\$282.37
000481	315/80R22.5	\$294.89
000482	315/80R22.5	\$308.50
000483	315/80R22.5	\$318.14
000484	315/80R22.5	\$327.24



### ECL ST-M™

Severe Service

An on / off highway trailer tread engineered to deliver long wear life on multiple surfaces.

Article	Size	Price
673218	385/65R22.5	\$220.57
673242	425/65R22.5	\$259.45



## SEVERE SERVICE



### BLSS™

Severe Service

A drive on/off highway tread designed to extend wear life for those who travel off-road as part of their work.

Article	Size	Price
12061	10R22.5	\$191.84
12064	12R22.5	\$231.32
12067	245/70R19.5	\$171.57
12069	255/70R22.5	\$184.07
12084	315/80R22.5	\$265.20
9140	295/75R22.5	\$218.79
9141	11R22.5	\$224.15
9142	11R24.5	\$225.76
9143	285/75R24.5	\$224.15



### BRSS™

Severe Service

An all-position on/off highway tread is designed to extend wear life in regional haulers who also travel off-road as part of their work.

Article	Size	Price
011428	10R22.5	\$153.05
009145	11R22.5	\$172.95
009146	11R24.5	\$176.15
011429	12R22.5	\$178.54
011432	245/70R19.5	\$138.81
011430	255/70R22.5	\$148.01
009148	285/75R24.5	\$172.95
009144	295/75R22.5	\$168.83
011431	315/80R22.5	\$185.84



### WBSS™

Severe Service

An all-position on/off highway tread is designed to extend wear life in regional haulers who also travel off-road as part of their work.

Article	Size	Price
686344	445/65R22.5	\$401.17



## SEVERE SERVICE



### BRX2™

Severe Service

Article	Size	Price
003729	10.00R20	\$150.66
003730	10.00R22	\$157.91
003731	10R22.5	\$133.97
003732	11.00R20	\$158.17
003733	11.00R22	\$163.03
003734	11.00R24	\$162.71
003735	11R22.5	\$154.28
003736	11R24.5	\$157.91
003737	12.00R20	\$167.45
003738	12.00R24	\$179.73
003739	12R22.5	\$158.17
003740	12R24.5	\$163.03
003742	13.00R20	\$177.03
003743	13/80R20	\$162.79
003744	13R22.5	\$167.45
003745	235/80R22.5	\$129.70
003746	245/70R19.5	\$121.59
003747	245/75R22.5	\$127.66
003748	255/70R22.5	\$129.70
003750	255/80R22.5	\$131.31
003751	265/70R19.5	\$128.31
003752	265/75R22.5	\$131.31
003753	275/70R22.5	\$142.77
003754	275/80R22.5	\$150.62
003755	275/80R24.5	\$154.28
003756	285/70R19.5	\$134.67
003757	285/75R24.5	\$154.28
003759	295/75R22.5	\$150.62
003760	295/80R22.5	\$144.43
003761	305/70R19.5	\$148.81
003762	305/70R22.5	\$158.55
003763	305/75R24.5	\$163.66
003764	315/80R22.5	\$180.13
003728	9.00R20	\$133.97



# RETREAD REPAIR RATES

## RADIAL REPAIRS WITH RETREADING



Product ID	New Repair Type	Price
215684	Repair   SP-8	\$8.30
215650	Repair   SP-8+CP-8	\$10.50
215379	Repair   LP-10 Rad	\$15.93
215380	Repair   LP-10+CP-10	\$18.53
215871	Repair   B-20	\$18.59
215803	Repair   B-20+CP-10	\$21.04
215837	Repair   B-22	\$20.94
215786	Repair   B-24	\$23.13
215600	Repair   CO-33	\$34.26
215601	Repair   CO-35	\$39.02
215602	Repair   CO-37	\$43.67
215888	Repair   B-40	\$39.96
215922	Repair   B-42	\$44.78
215956	Repair   B-44	\$50.59
215633	Repair   Spot	PT
215667	Repair   Bead	PT

## RADIAL REPAIRS WITHOUT RETREADING



Product ID	New Repair Type	Price
215718	Repair Only   SP-8	\$13.20
215769	Repair Only   SP-8+CP-8	\$15.40
215381	Repair Only   LP-10	\$30.32
215382	Repair Only   LP-10+CP-10	\$32.92
215854	Repair Only   B-20	\$32.98
215735	Repair Only   B-20+CP-10	\$35.44
215820	Repair Only   B-22	\$35.33
215616	Repair Only   B-24	\$37.53
215603	Repair Only   CO-33	\$48.66
215604	Repair Only   CO-35	\$53.41
215605	Repair Only   CO-37	\$58.07
215905	Repair Only   B-40	\$54.36
215939	Repair Only   B-42	\$59.16
215973	Repair Only   B-44	\$64.98
215752	Repair Only   Spot	PT
215599	Repair Only   Bead	PT

PT = Pass Through



## PASSENGER & LIGHT TRUCK

All Bridgestone and Firestone passenger and light truck tires are eligible and competitively priced for your fleet on this program. Contact your Bridgestone Commercial Sales Manager for more information.



### TRANSFORCE™ H/T

Light/Medium Truck, All Season

A driving force for light truck and commercial vehicles. This tire's numerous features make for an all season, quiet and comfortable ride.

Article	Size	Ply	Price	FET
003560	195/75R16	D	\$107.84	--
002028	205/65R15	C	\$113.99	--
003561	235/65R16	E	\$140.01	--
189837	235/75R15	C	\$124.43	--
189701	215/85R16	E	\$136.49	--
189718	235/85R16	E	\$142.89	--
189803	8.75R16.5	E	\$143.11	--
189752	225/75R16	E	\$143.11	--
189769	245/75R16	E	\$145.18	--
003490	245/75R17	E	\$166.69	
189786	265/75R16	E	\$152.93	--
224133	225/75R17	E	\$154.35	--
232990	245/70R17	E	\$154.95	--
191316	245/70R17	E	\$154.95	--
189820	9.50R16.5	E	\$158.53	--
191282	235/80R17	E	\$158.74	--
207602	265/75R16	E	\$160.91	--
225425	245/75R17	E	\$166.69	--
200156	265/70R17	E	\$174.34	--
233007	245/75R17	E	\$166.69	--
207483	245/75R17	E	\$175.47	--
000011	265/70R18	E	\$178.17	--
250109	275/70R18	E	\$185.59	\$1.32
207500	275/70R18	E	\$194.87	\$1.32
207619	275/65R18	E	\$206.00	--



## PASSENGER & LIGHT TRUCK

All Bridgestone and Firestone passenger and light truck tires are eligible and competitively priced for your fleet on this program. Contact your Bridgestone Commercial Sales Manager for more information.



### TRANSFORCE™ HT2

Light/Medium Truck, All Season

Built with all-season capabilities, this tough tire will work as hard as you do to get the job done – because every job is worth doing right.

Article	Size	Ply	Price	FET
002758	LT215/85R16	E	\$132.40	--
002760	LT225/75R16	E	\$138.82	--
002774	LT225/75R17	E	\$159.01	--
002766	LT235/80R17	E	\$157.06	--
002759	LT235/85R16	E	\$138.61	--
002767	LT245/70R17	E	\$156.47	--
002761	LT245/75R16	E	\$140.83	--
002777	LT245/75R17	E	\$171.72	--
004372	LT265/60R20	E	\$226.41	--
002768	LT265/70R17	E	\$179.61	--
002754	LT265/70R18	E	\$181.73	\$0.19
002762	LT265/75R16	E	\$155.99	--
002773	LT275/65R18	E	\$210.12	--
004369	LT275/65R20	E	\$220.16	\$2.36
002778	LT275/70R18	E	\$191.20	\$1.32
005286	LT285/60R20	E	\$245.28	\$1.32
004371	LT285/70R17	E	\$182.80	--



### TRANSFORCE™ AT

Light/Medium Truck, All Season

Built with all-season capabilities, this tough tire will work as hard as you do to get the job done – because every job is worth doing right.

Article	Size	Ply	Price	FET
189667	LT225/75R16	E	\$155.90	--
189582	LT245/75R16	E	\$154.09	--
189633	LT235/85R16	E	\$163.80	--
224150	LT225/75R17	E	\$169.60	--
192234	LT245/70R17	C	\$171.99	--
196858	LT265/75R16	E	\$170.07	--
250381	LT275/70R18	E	\$217.61	\$1.32
250126	LT285/60R20	E	\$307.91	\$1.32
003488	LT265/70R17	E	\$183.14	--
005495	LT265/70R17	E	\$176.73	--



## PASSENGER & LIGHT TRUCK

All Bridgestone and Firestone passenger and light truck tires are eligible and competitively priced for your fleet on this program. Contact your Bridgestone Commercial Sales Manager for more information.



### TRANSFORCE™ AT2

Light/Medium Truck, All Season

Built with all-season capabilities, this tough tire will work as hard as you do to get the job done – because every job is worth doing right.

Article	Size	Ply	Price	FET
000178	LT215/85R16	E	\$142.62	--
000180	LT225/75R16	E	\$144.91	--
000183	LT225/75R17	E	\$157.62	--
000185	LT235/80R17	E	\$162.09	--
000179	LT235/85R16	E	\$156.04	--
000186	LT245/70R17	E	\$166.30	--
000181	LT245/75R16	E	\$146.79	--
000184	LT245/75R17	E	\$178.40	--
000192	LT265/60R20	E	\$281.04	--
000187	LT265/70R17	E	\$180.92	--
000188	LT265/70R18	E	\$206.89	\$0.19
000182	LT265/75R16	E	\$154.23	--
000190	LT275/65R18	E	\$214.46	--
000191	LT275/65R20	E	\$251.96	\$2.36
000189	LT275/70R18	E	\$202.25	\$1.32
000780	LT285/70R17	E	\$193.80	--



### TRANSFORCE™ CV

Light/Medium Truck, All Season

Built with all-season capabilities, this tough tire will work as hard as you do to get the job done – because every job is worth doing right.

Article	Size	Ply	Price	FET
004708	195/75R16C	D	\$112.75	--
004706	205/65R15C	C	\$119.17	--
008698	215/50R17	XL	\$178.61	--
008699	215/55R16	XL	\$154.68	--
004709	235/65R16C	E	\$144.95	--



# SERVICE RATES

## EMERGENCY ROADSIDE SERVICE

Emergency rate covers all labor charges, flat repairs, and mounts/dismounts, including inside duals.

Product ID	Description	Standard Rate
YY185400	<b>Emergency Regular Hours Service Call</b> 7:30 a.m. - 5:00 p.m. Monday - Friday 1 hour minimum, billed in 1/4-hour increments thereafter	\$112.50 per hour*
YY183300	<b>Emergency After Hours Service Call</b> (Monday-Friday, Saturday 24 hrs) 5:01 p.m. - 7:29 a.m. Monday - Friday, 24 hours Saturday 2 hour minimum, billed in 1/4-hour increments thereafter	\$137.00 per hour*
YY183400	<b>Emergency Sunday &amp; Holiday Service Call</b> Sunday and National Holidays 2 hour minimum, billed in 1/4-hour increments thereafter	\$137.00 per hour*
YY185100	<b>Fee, Mileage</b>	DSP

## NON-EMERGENCY SERVICE - HOURLY LABOR

YY192700	<b>Regular Hours Service Call</b> 7:30 a.m. - 5:00 p.m. Monday - Friday 1 hour minimum, billed in 1/4-hour increments thereafter	\$90.75 per hour
YY192900	<b>After Hours Service Call</b> (Monday-Friday, Saturday 24 hrs) 5:01 p.m. - 7:29 a.m. Monday - Friday, 24 hours Saturday 2 hour minimum, billed in 1/4-hour increments thereafter	\$114.50 per hour
YY192800	<b>Sunday &amp; Holiday Service Call</b> Sunday and National Holidays 2 hour minimum, billed in 1/4-hour increments thereafter	\$114.50 per hour





# SERVICE RATES

## NON-EMERGENCY SERVICE - MEDIUM TRUCK

Product ID	Description	Standard Rate
YY197000	Mount Tire, Medium Truck	\$11.50
YY197200	Dismount Tire, Medium Truck	\$11.50
YY183520	Mount Vehicle, Medium Truck	\$11.50
YY183530	Dismount Vehicle, Medium Truck	\$11.50
YY189000	Mount+Dismount Tire, Medium Truck	\$23.00
YY197300	Mount+Dismount Vehicle, Medium Truck	\$23.00
YY184500	Tire Change, Medium Truck	\$44.00
YY184400	Flat Repair, Medium Truck Loose Assembly	\$33.00
YY184600	Flat Repair, Medium Truck From Vehicle	\$49.50
YY184100	Add for Inside Dual, Medium Truck	\$3.50
YY184700	Balance Tire, Medium Truck	\$36.25

## NON-EMERGENCY SERVICE - HEAVY TRUCK

Product ID	Description	Standard Rate
YY187100	Mount Tire, Heavy Truck	\$19.25
YY186500	Dismount Tire, Heavy Truck	\$19.25
YY186120	Mount Vehicle, Heavy Truck	\$19.25
YY186130	Dismount Vehicle, Heavy Truck	\$19.25
YY186140	Mount+Dismount Tire, Heavy Truck	\$38.50
YY186150	Mount+Dismount Vehicle, Heavy Truck	\$38.50
YY186155	Tire Change, Heavy Truck	\$72.25
YY161500	Flat Repair, Heavy Truck Loose Assembly	\$45.00
YY191500	Flat Repair, Heavy Truck From Vehicle	\$77.75

## NON-EMERGENCY SERVICE - LIGHT TRUCK

Product ID	Description	Standard Rate
YY184550	Mount Tire, Light Truck	\$7.50
YY184560	Dismount Tire, Light Truck	\$7.50
YY184565	Mount Vehicle, Light Truck	\$7.50
YY184570	Dismount Vehicle, Light Truck	\$7.50
YY184575	Mount+Dismount Tire, Light Truck	\$14.50
YY184580	Mount+Dismount Vehicle, Light Truck	\$14.50
YY183320	Tire Change, Light Truck	\$28.75
YY184300	Flat Repair, Light Truck Loose Assembly	\$21.75
YY183900	Flat Repair, Light Truck From Vehicle	\$32.00



#### BRIDGESTONE AMERICAS TIRE OPERATIONS

200 4th Ave. South, Suite 100  
Nashville, TN 37201



#### CUSTOMER SUPPORT

1-855-389-3459